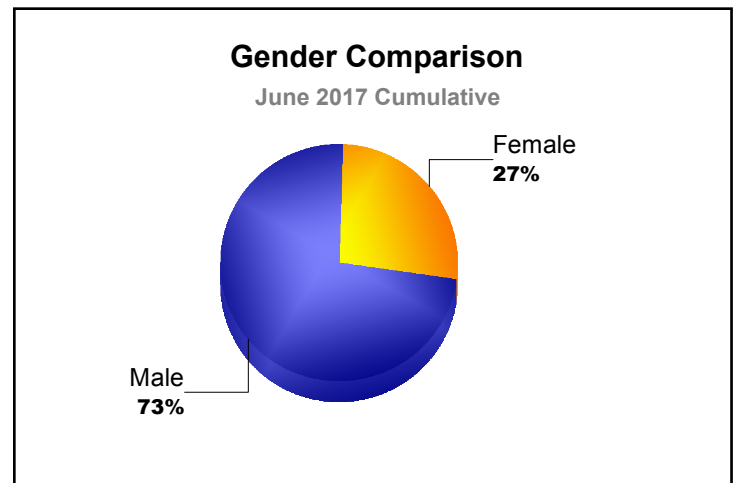
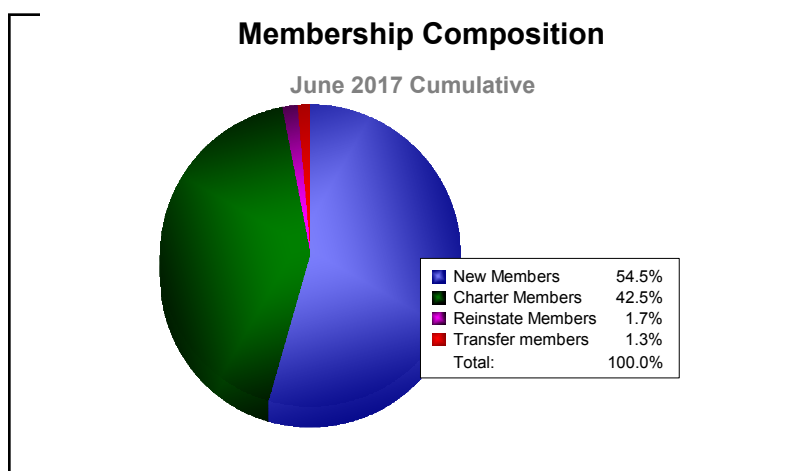
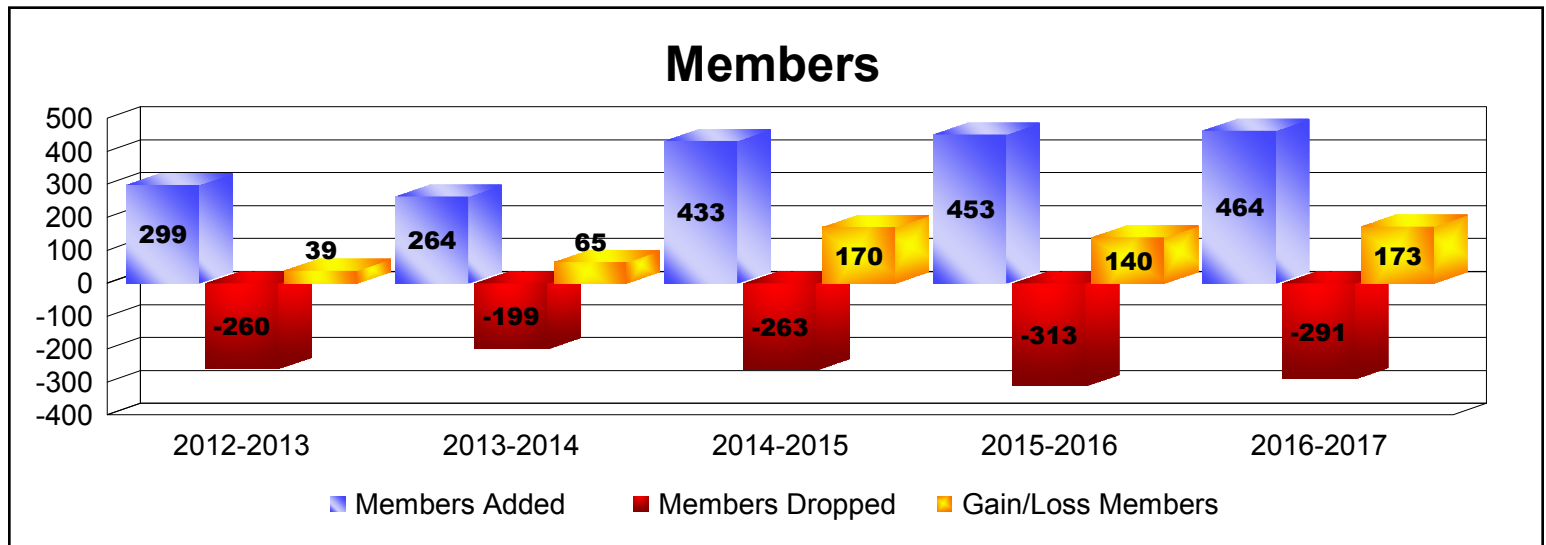
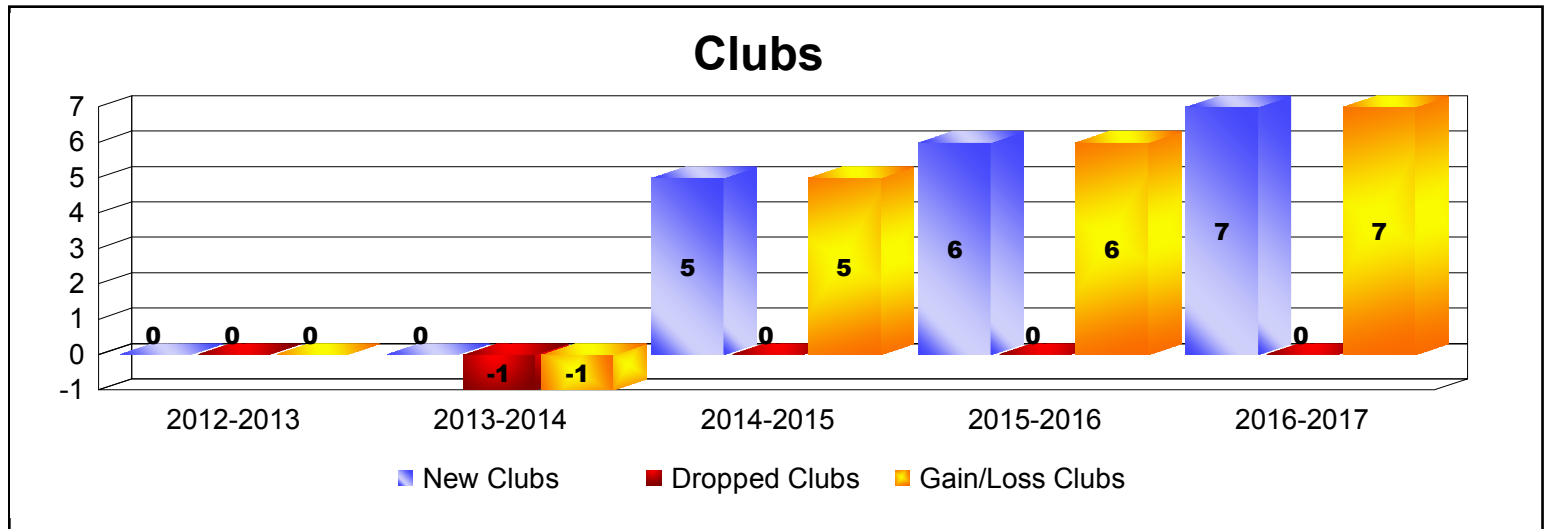


Year	New Clubs	Dropped Clubs	Gain/ Loss Clubs	New Members	Charter Members	Reinstate Members	Transfer Members	Total Member Added	Total Members Dropped	Gain/ Loss Members
2012-2013	0	0	0	213	13	60	13	299	-260	39
2013-2014	0	-1	-1	240	4	4	16	264	-199	65
2014-2015	5	0	5	295	117	7	14	433	-263	170
2015-2016	6	0	6	266	163	12	12	453	-313	140
2016-2017	7	0	7	253	197	8	6	464	-291	173
Average	4	0	3	253	99	18	12	383	-265	117



Year	New Clubs	Dropped Clubs	Gain/ Loss Clubs	New Members	Charter Members	Reinstate Members	Transfer Members	Total Member Added	Total Members Dropped	Gain/ Loss Members
2012-2013	0	0	0	1	0	0	0	1	0	1
2013-2014	0	0	0	6	0	0	0	6	-2	4
2014-2015	0	0	0	2	1	0	0	3	-2	1
2015-2016	0	0	0	2	0	0	0	2	-3	-1
2016-2017	0	0	0	2	0	0	0	2	-8	-6
Average	0	0	0	3	0	0	0	3	-3	0

